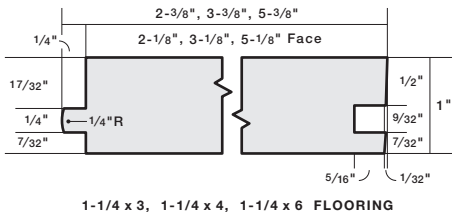
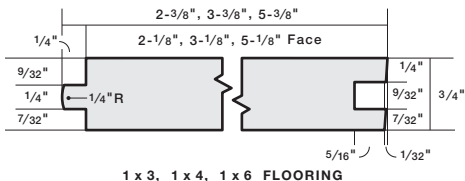
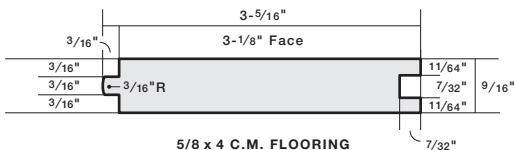


STANDARD PATTERNS

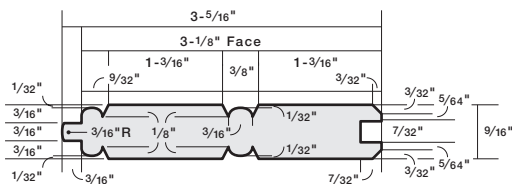
400. Standard Patterns

FLOORING

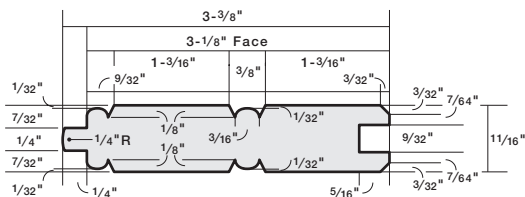


STANDARD PATTERNS

CEILING DOUBLE BEADED



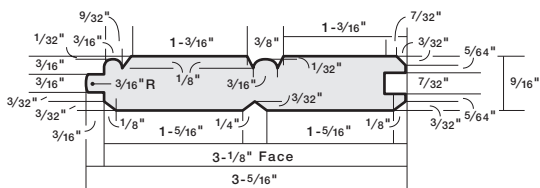
5/8 x 4 B. and C.B. 2S CEILING



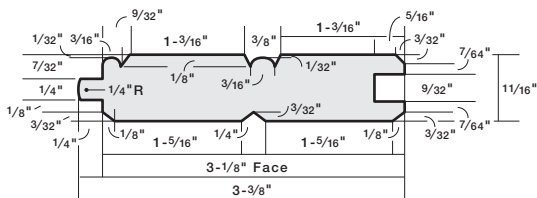
3/4 x 4 B. and C.B. 2S CEILING

STANDARD PATTERNS

CEILING COMBINATION

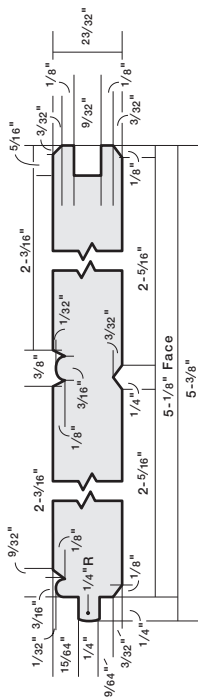


5/8 x 4 COMBINATION CEILING



3/4 x 4 COMBINATION CEILING

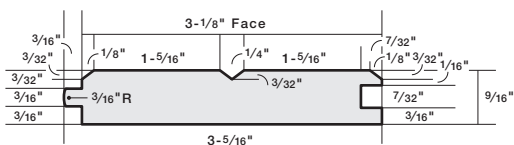
CEILING COMBINATION



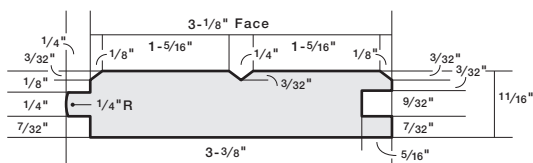
1 x 6 COMBINATION CEILING

STANDARD PATTERNS

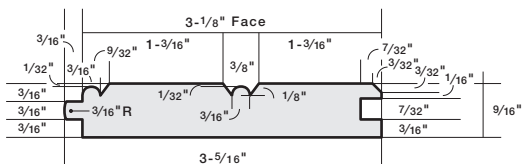
CEILING E. & C.V. 1 S CEILING



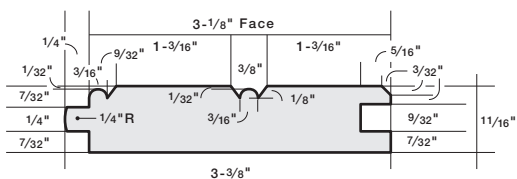
5/8 x 4 E. & C.V. 1S CEILING



3/4 x 4 E. & C.V. 1S CEILING



5/8 x 4 E. & C.B. 1S CEILING

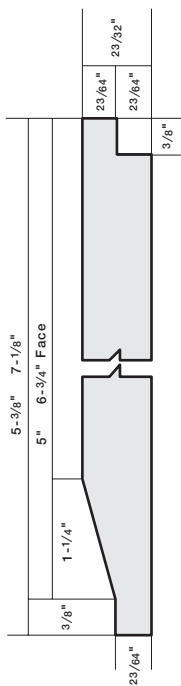


3/4 x 4 E. & C.B. 1S CEILING

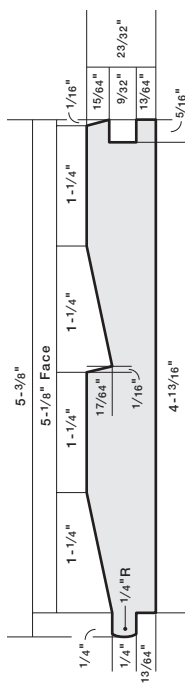
(See Also Page 301 For Western Red Cedar
Bevel Siding Patterns)

STANDARD PATTERNS

SIDING AND PANELING



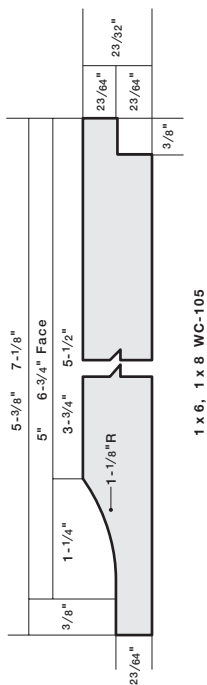
1 x 6, 1 x 8 WC-101



1 x 6 WC-104

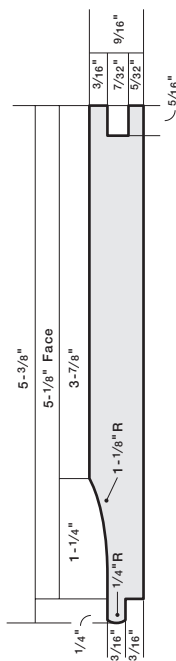
STANDARD PATTERNS

SIDING AND PANELING

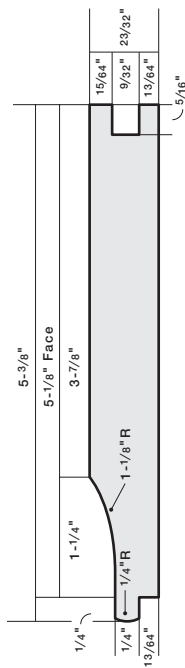


STANDARD PATTERNS

SIDING AND PANELING



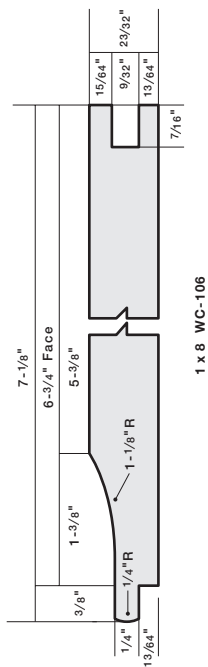
5/8 x 6 WC-106



1 x 6 WC-106

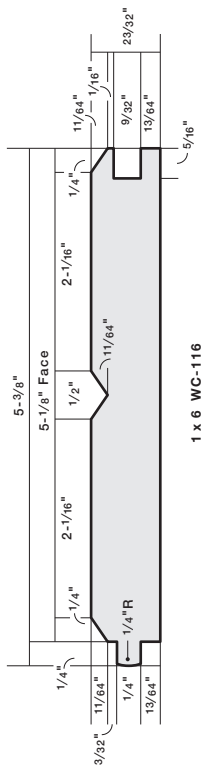
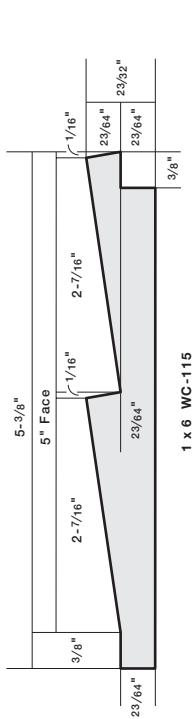
STANDARD PATTERNS

SIDING AND PANELING



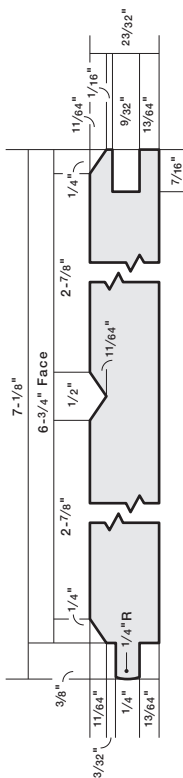
STANDARD PATTERNS

SIDING AND PANELING

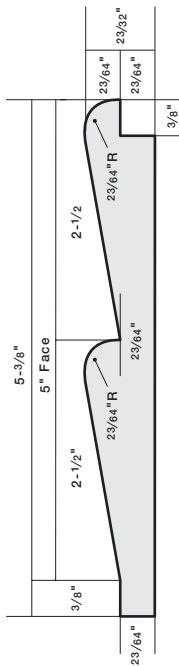


STANDARD PATTERNS

SIDING AND PANELING



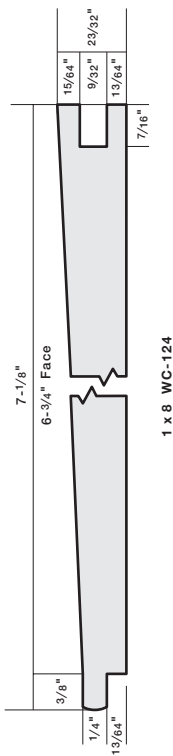
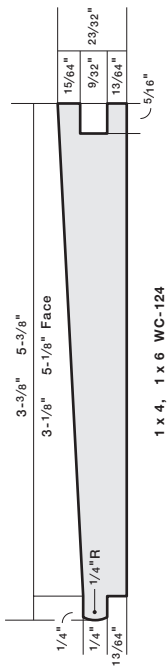
1 x 8 WC-116



1 x 6 WC-117

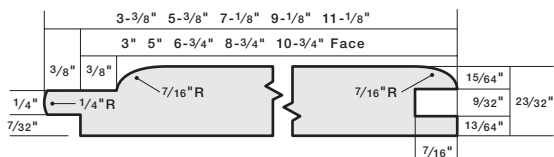
STANDARD PATTERNS

SIDING AND PANELING

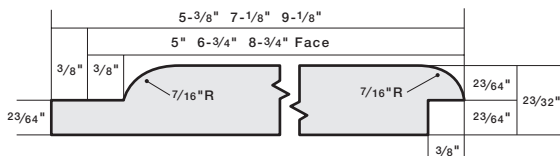


STANDARD PATTERNS

SIDING AND PANELING



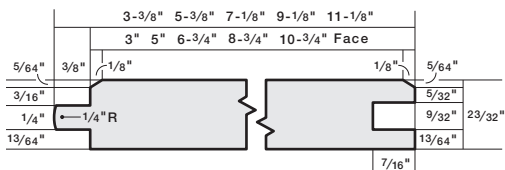
1 x 4 to 1 x 12 WC-130*



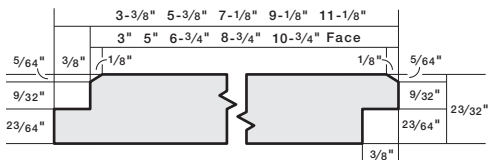
1 x 6. 1 x 8. 1 x 10 WC-131*

STANDARD PATTERNS

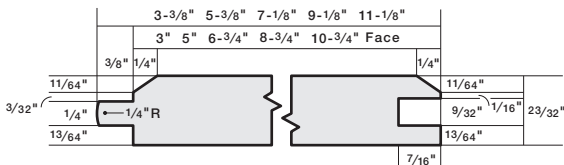
SIDING AND PANELING



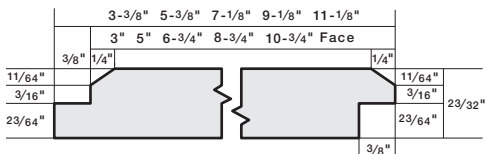
1 x 4 to 1 x 12 WC-132*



1 x 4 to 1 x 12 WC-133*



1 x 4 to 1 x 12 WC-134*

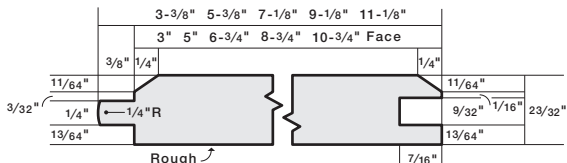
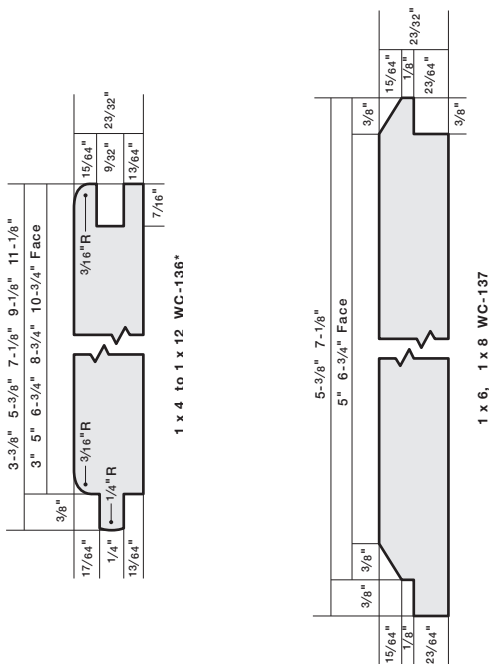


1 x 4 to 1 x 12 WC-135*

(Recommended use as paneling)

STANDARD PATTERNS

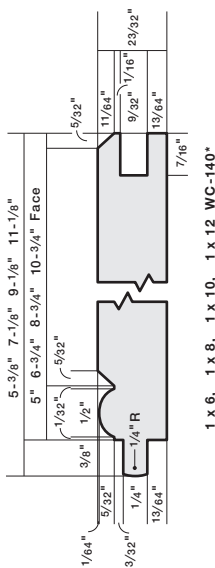
SIDING AND PANELING



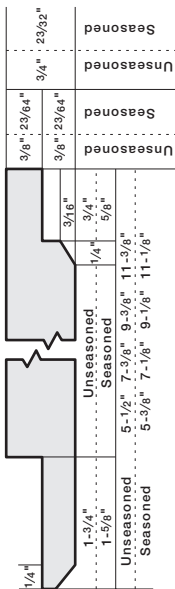
1 x 4 to 1 x 12 WC-138*

(Recommended use as paneling)

SIDING AND PANELING

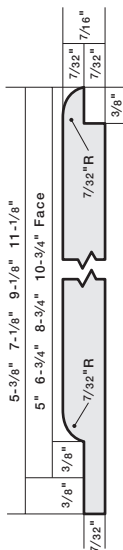


This Face Rough, Saw Textured or Surfaced

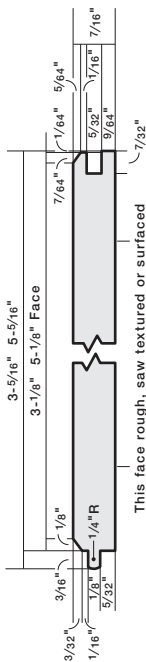


STANDARD PATTERNS

SIDING AND PANELING



1/2 x 4 to 1/2 x 12 WC-142

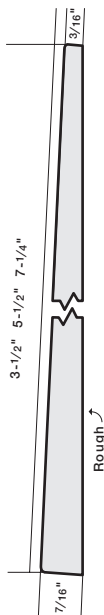


This face rough, saw textured or surfaced

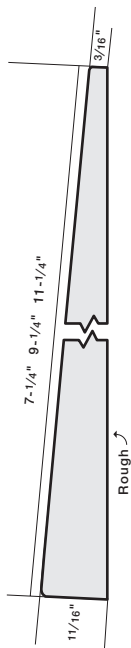
1/2 x 4, 1/2 x 6 WC-144

STANDARD PATTERNS

BEVEL SIDING (DOUGLAS FIR, WESTERN HEMLOCK, SITKA SPRUCE)



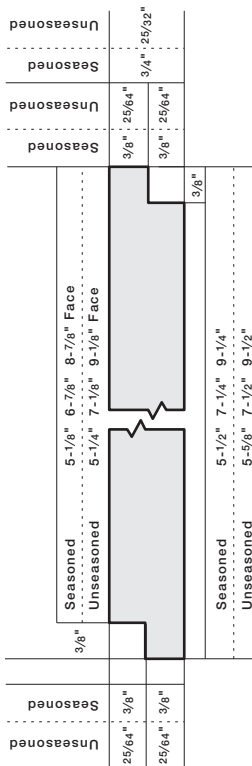
1/2 x 8 WC-150



3/4 x 8, 3/4 x 10, 3/4 x 12 WC-152

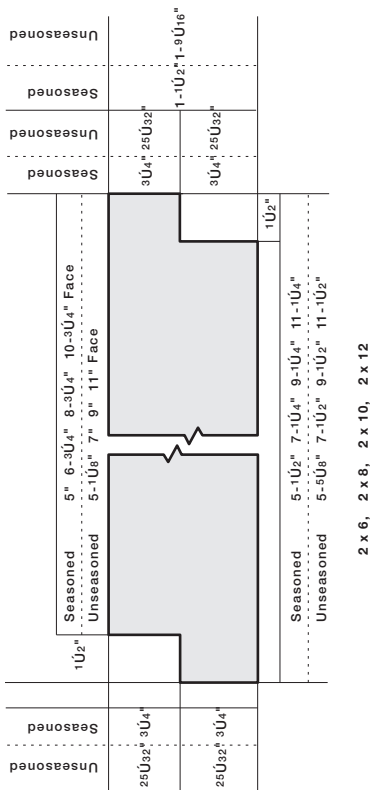
(See Also Page 305 For Western Red Cedar
Bevel Siding Patterns)

CONSTRUCTION PATTERNS SHIPLAP



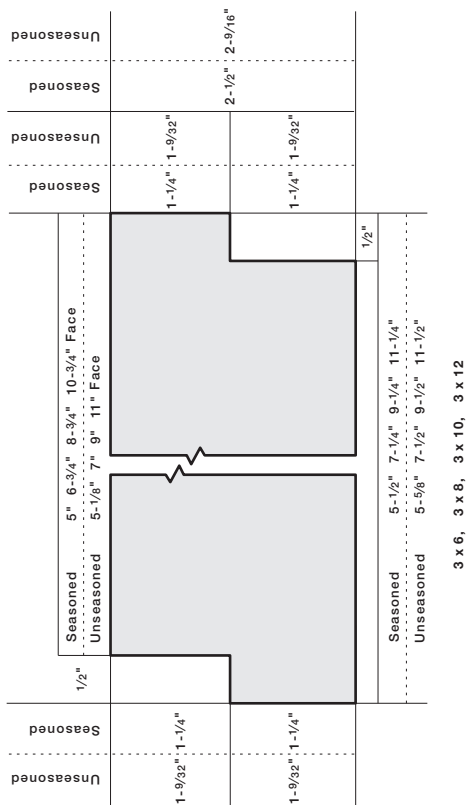
1 x 6, 1 x 8, 1 x 10

CONSTRUCTION PATTERNS SHIPLAP



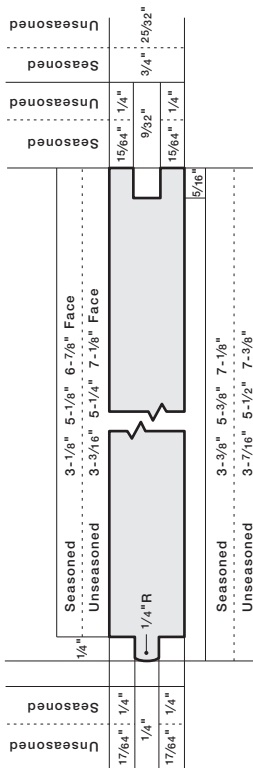
STANDARD PATTERNS

CONSTRUCTION PATTERNS SHIPLAP



STANDARD PATTERNS

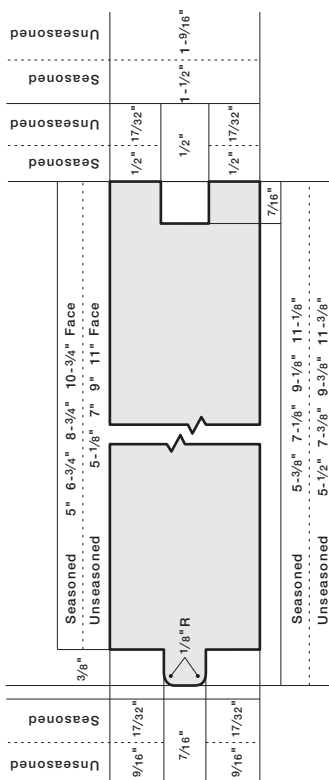
CONSTRUCTION PATTERNS DRESSED and CENTER MATCHED



1 x 4, 1 x 6, 1 x 8 D & C.M.

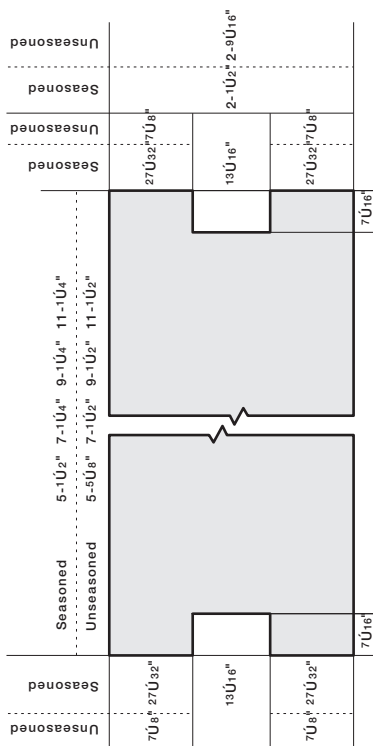
STANDARD PATTERNS

CONSTRUCTION PATTERNS DRESSED and CENTER MATCHED



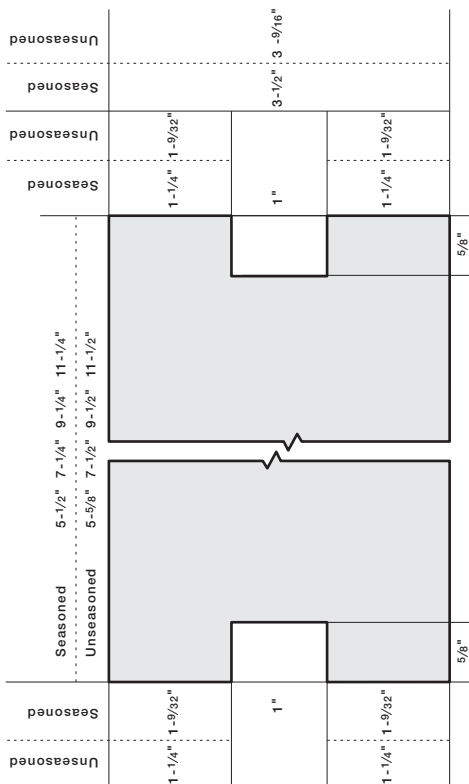
2 x 6, 2 x 8, 2 x 10, 2 x 12 D & C.M.

CONSTRUCTION PATTERNS GROOVED FOR SPLINES



STANDARD PATTERNS

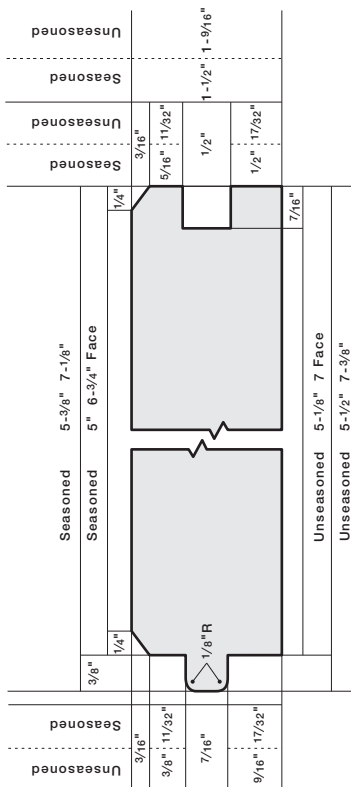
CONSTRUCTION PATTERNS GROOVED FOR SPLINES



4" S2S GROOVED FOR SPLINES
6" AND THICKER, ALL WIDTHS GROOVED
1-5/8" WIDE AND 1-11/32" DEEP

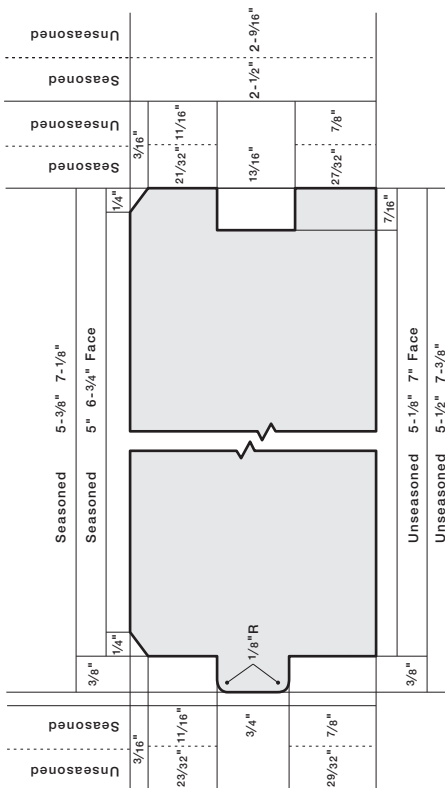
STANDARD PATTERNS

CONSTRUCTION PATTERNS "V" JOINT



STANDARD PATTERNS

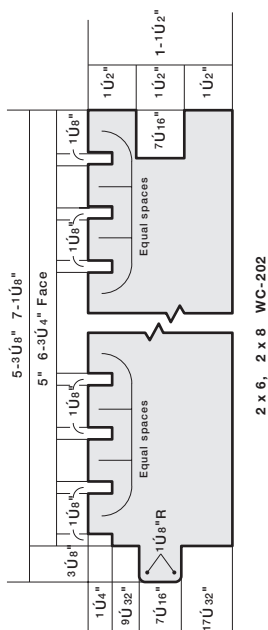
CONSTRUCTION PATTERNS "V" JOINT



3 x 6, 3 x 8 WC-300

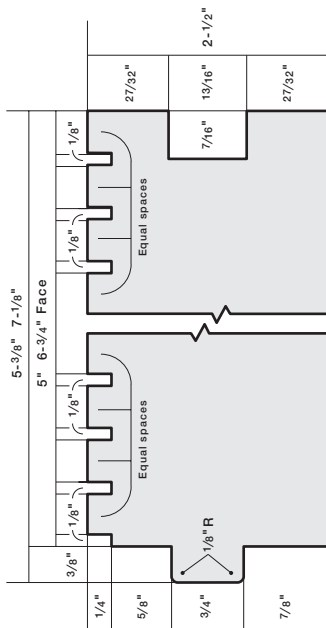
STANDARD PATTERNS

CONSTRUCTION PATTERNS SEASONED ACOUSTICAL



STANDARD PATTERNS

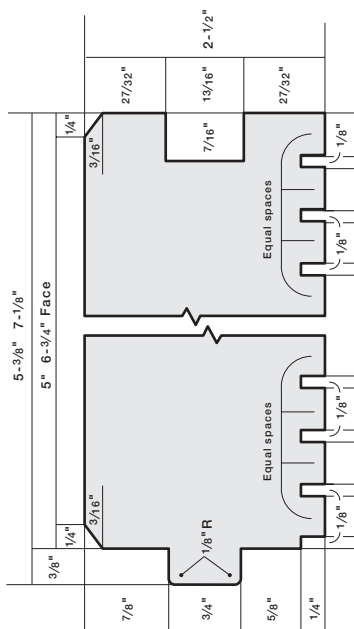
CONSTRUCTION PATTERNS SEASONED ACOUSTICAL



3 x 6, 3 x 8 WC-302

STANDARD PATTERNS

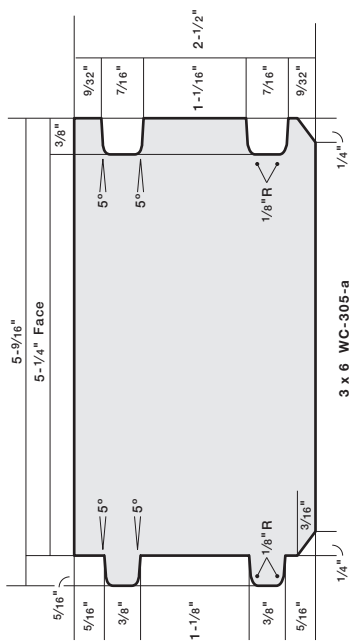
CONSTRUCTION PATTERNS SEASONED ACOUSTICAL and "V" JOINT COMBINATION



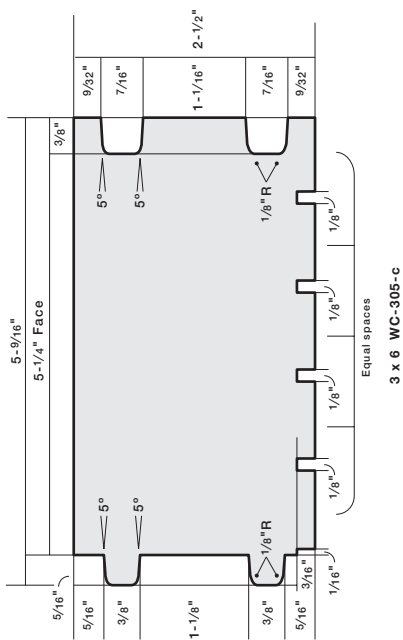
3 x 6, 3 x 8 WC-304

STANDARD PATTERNS

V - JOINT PATTERN

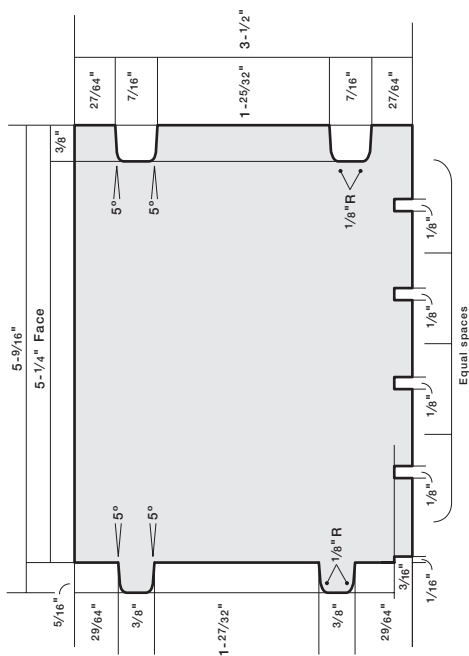


STRIATED PATTERN



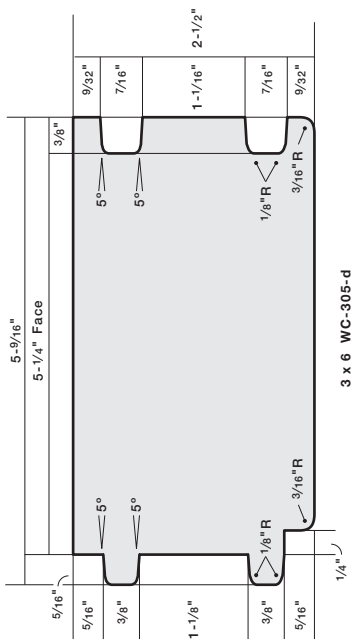
STANDARD PATTERNS

STRIATED PATTERN



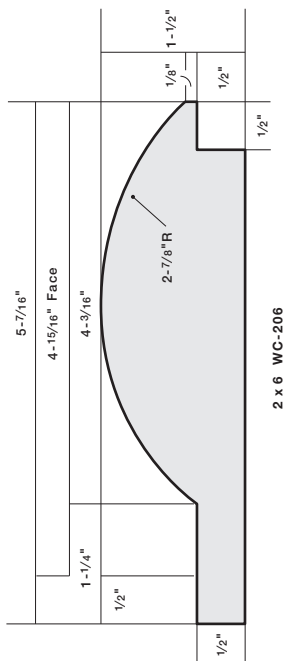
STANDARD PATTERNS

EASED JOINT PATTERN



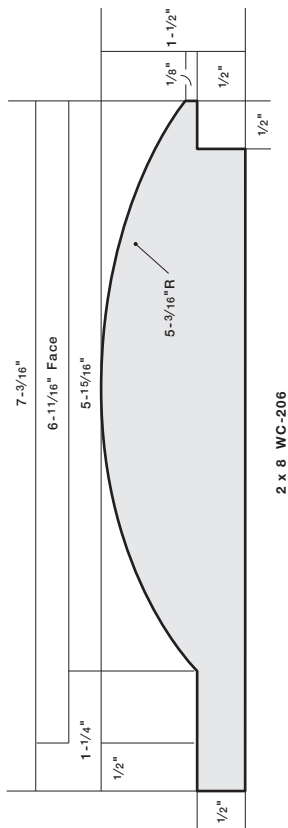
STANDARD PATTERNS

LOG CABIN SIDING



STANDARD PATTERNS

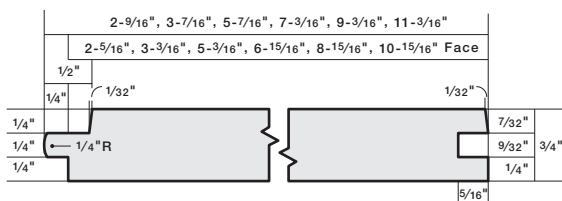
LOG CABIN SIDING



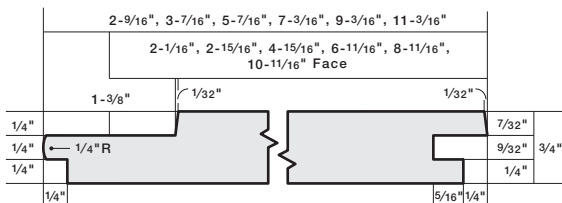
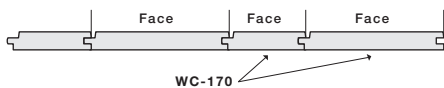
STANDARD PATTERNS

PANELING

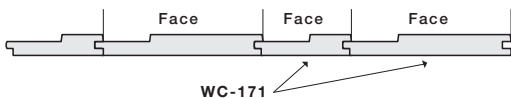
Note: These patterns are usually placed vertically.



1 x 3, 1 x 4, 1 x 6, 1 x 8, 1 x 10, 1 x 12 WC-170

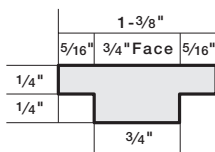
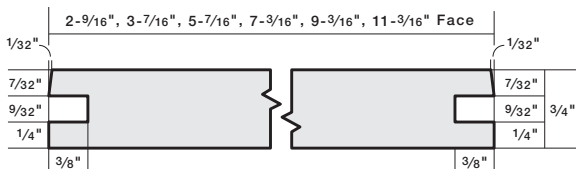
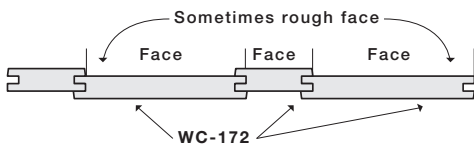
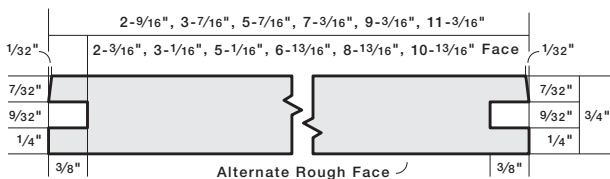


1 x 3, 1 x 4, 1 x 6, 1 x 8, 1 x 10, 1 x 12 WC-171

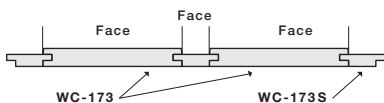


STANDARD PATTERNS

PANELING

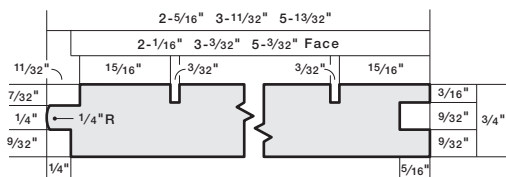


1/2 x 1-1/2 WC-173S (Spline)

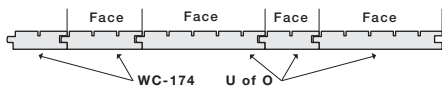


STANDARD PATTERNS

PANELING



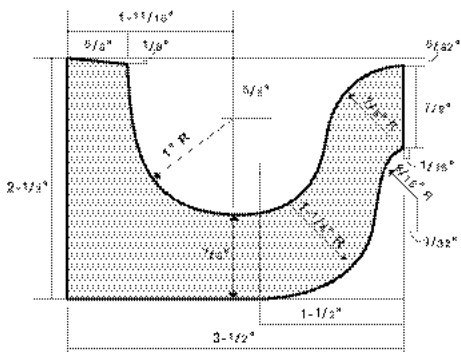
1 x 3, 1 x 4, 1 x 6 WC-174 U of O



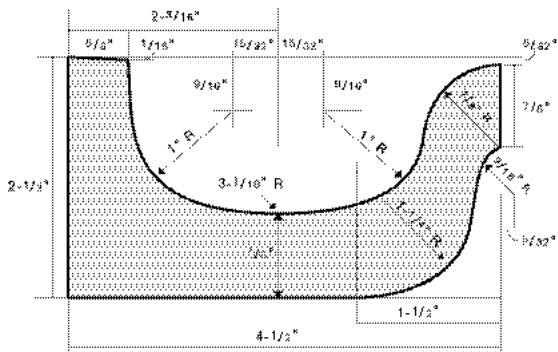
Random widths may be used to give a uniform face pattern

STANDARD PATTERNS

GUTTER



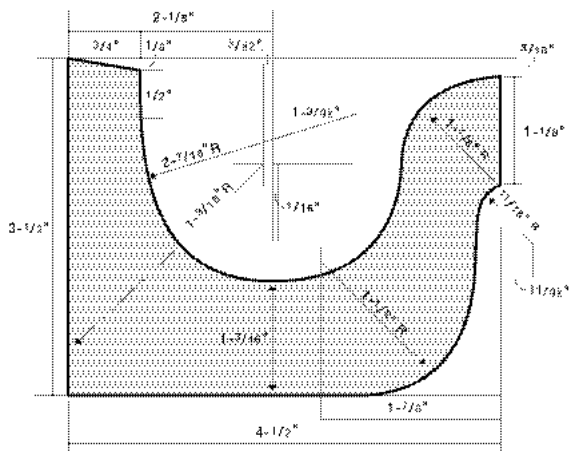
3 x 4 Boston



3 x 5 Boston

STANDARD PATTERNS

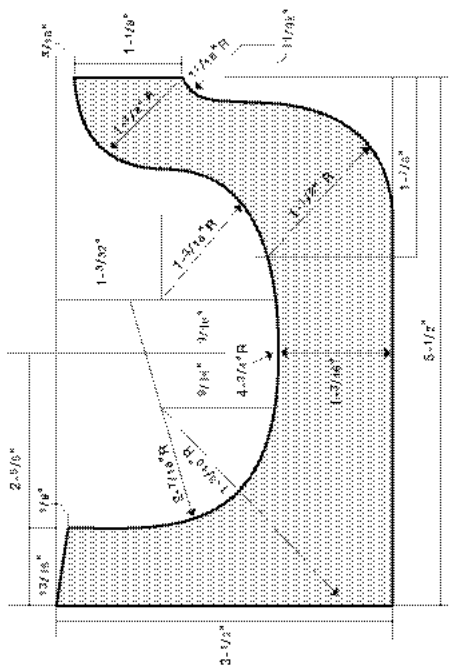
GUTTER



4 x 5 Boston

STANDARD PATTERNS

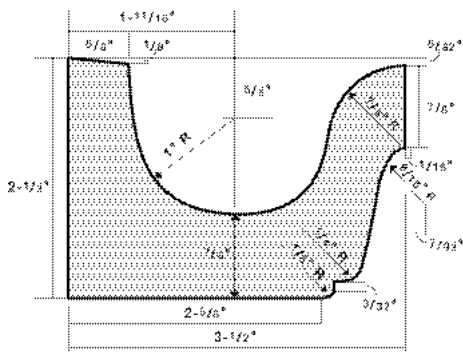
GUTTER



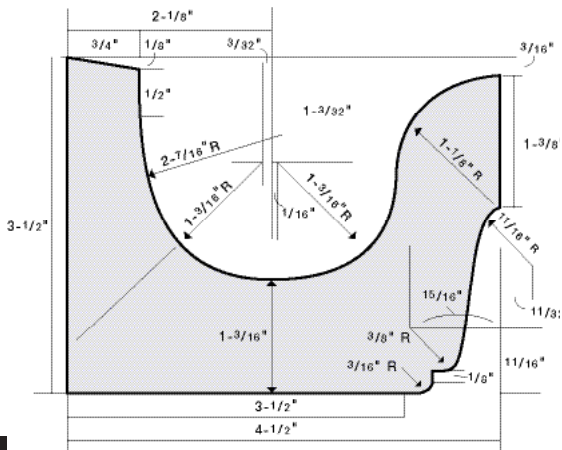
4 x 6 Boston

STANDARD PATTERNS

GUTTER



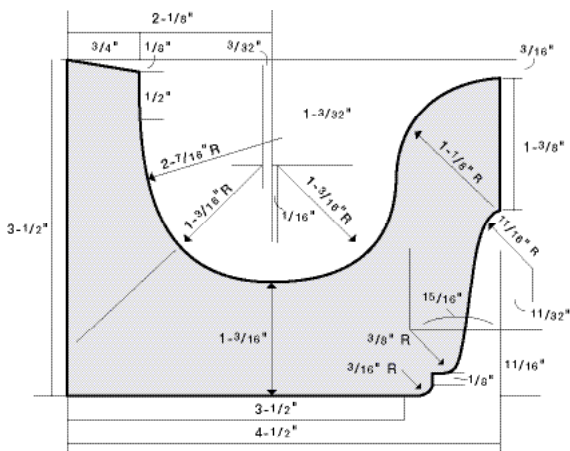
3 x 4 Ohio



4 x 5 Ohio

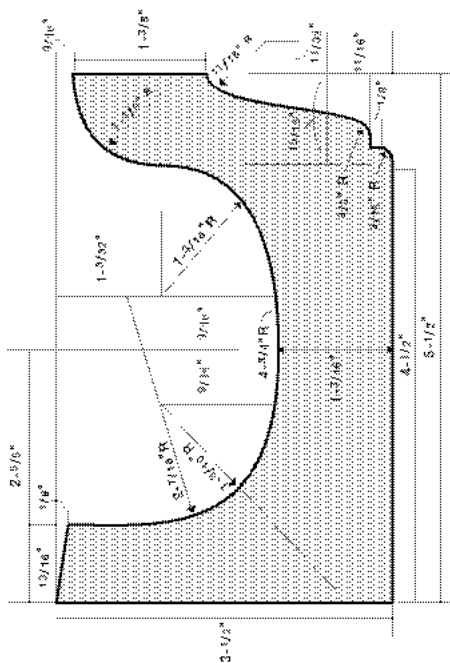
STANDARD PATTERNS

GUTTER



4 x 5 Ohio

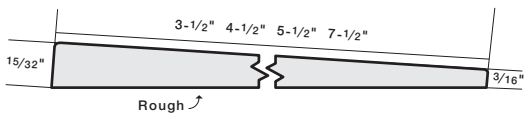
GUTTER



4 x 6 Ohio

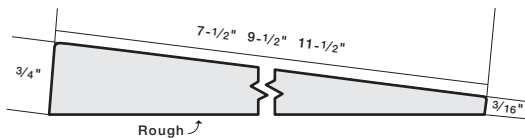
STANDARD PATTERNS

CEDAR BEVEL SIDING



1/2 x 4, 1/2 x 5, 1/2 x 6, 1/2 x 8 WR-161

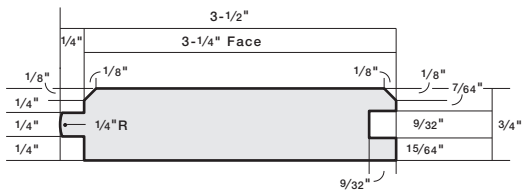
5/8 x 8, 5/8 x 10 WR-163



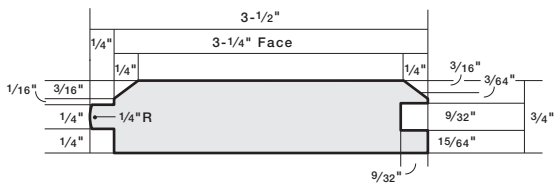
3/4 x 8, 3/4 x 10, 3/4 x 12 WR-165

STANDARD PATTERNS

CEDAR CEILING



1 x 4 WR-166



1 x 4 WR-168